


# MAEDA MC405C



- 3.83t
- 16.4 boom
- 21.0m with fly jib

- Load moment indicator
- 4/2 Fall hook block
- Searcher hook

- Rubber tracks
- Remote control

The Maeda MC 405C is the most powerful of the Preston Hire mini crane range with an outstanding 3.83t lifting capacity. The optional fly jib increases the already impressive working range even further. This fantastic model also has a "pick & carry" feature of up to 500kg. Consider the possibilities...

# SPECIFICATIONS

# MAEDA MC405C

## DIMENSIONS

Length	4980mm
Width	1380mm
Height	1980mm
Weight	5720kg

## CAPACITY

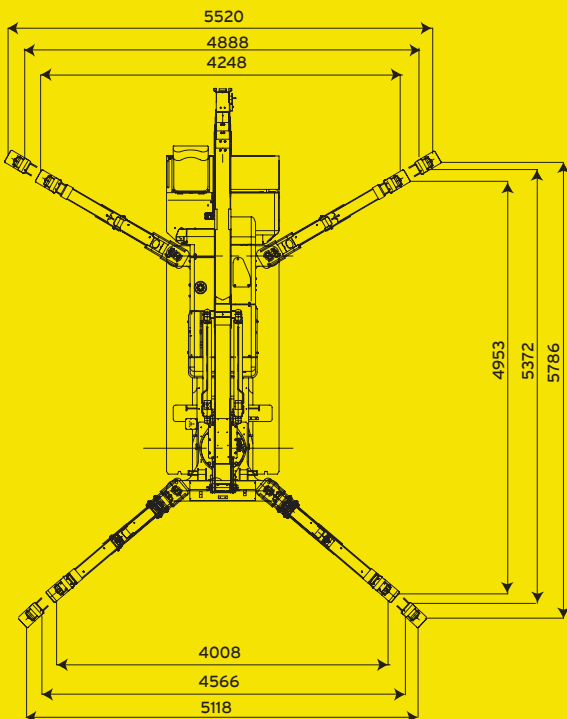
Max. capacity	3830kg at 1.5m
Max. working radius (main boom)	210kg at 16.4m
Max. working radius (fly jib)	170kg at 11.5m
Max. lifting height (main boom)	16.4m
Max. lifting height (fly jib)	21.0m

## TRACK

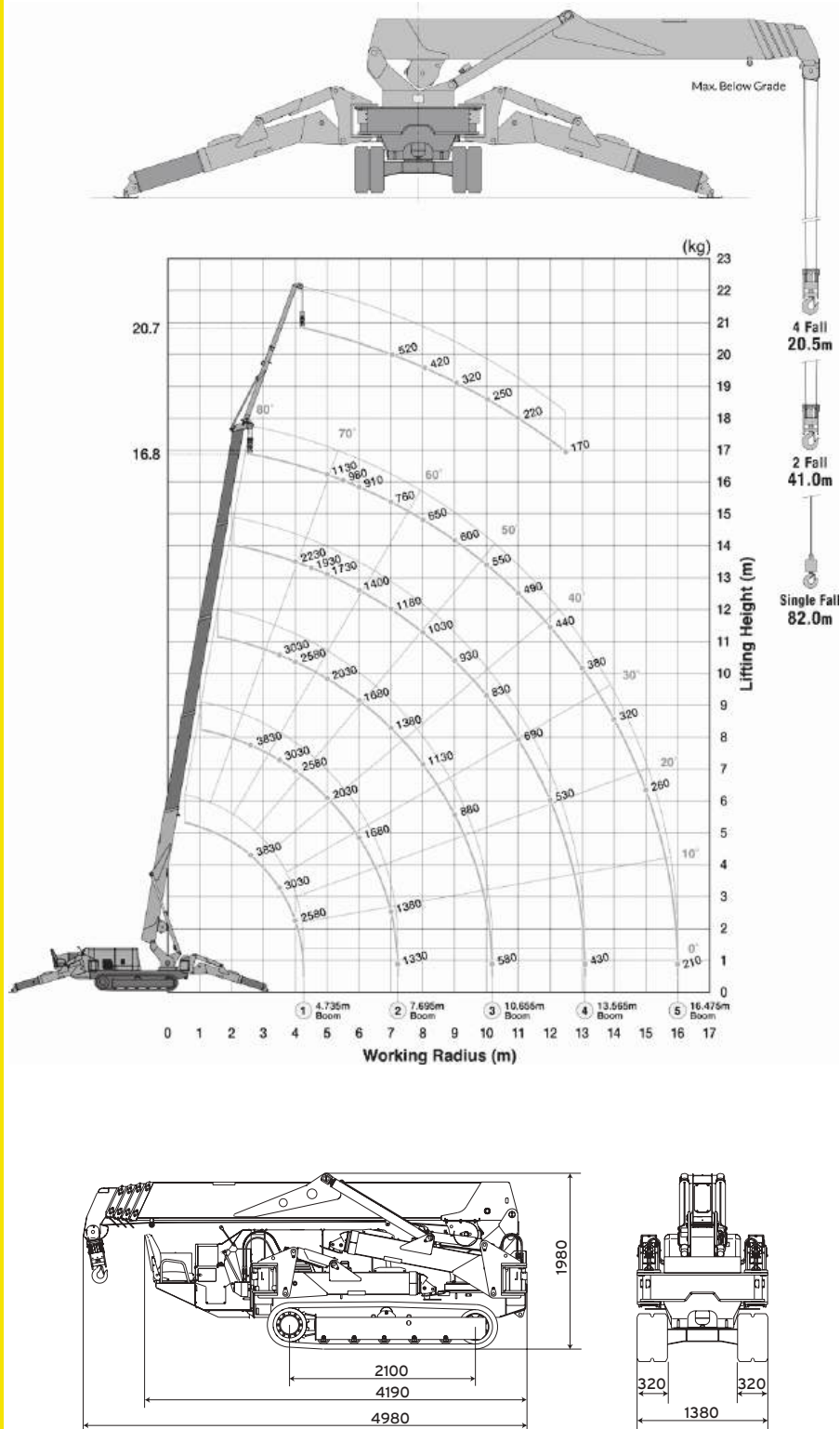
Width	320mm
-------	-------

## MIN. TRANSPORT WIDTH

Overall Track	1380mm
Overall Unit	1380mm



## WORKING RANGE



# LOAD CHART

# MAEDA MC405C

## LOAD CHART

### TOTAL RATED LOAD - OUTRIGGERS AT MAXIMUM POSITION

7.695m Boom		10.655m Boom		13.565m Boom		16.475m Boom	
Working Radius (m)	Total Rated Load (kg)	Working Radius (m)	Total Rated Load (kg)	Working Radius (m)	Total Rated Load (kg)	Working Radius (m)	Total Rated Load (kg)
2.6	3830	3.28	3030	4.0	2230	5.0	1130
3.28	3030	4.0	2480	4.5	1930	5.5	980
4.0	2480	5.0	1980	5.0	1730	6.0	910
5.0	1980	6.0	1660	6.0	1400	7.0	760
6.0	1660	7.0	1380	7.0	1180	8.0	650
7.0	1380	8.0	1130	8.0	1030	9.0	600
7.25	1330	9.0	880	9.0	930	10.0	550
		10.2	580	10.0	830	11.0	490
				11.0	690	12.0	440
				12.0	530	13.0	380
				13.09	430	14.0	320
						15.0	260
						16.0	210

### TOTAL RATED LOAD - OUTRIGGERS AT MINIMUM POSITION

7.695m Boom		10.655m Boom		13.565m Boom		16.475m Boom	
Working Radius (m)	Total Rated Load (kg)	Working Radius (m)	Total Rated Load (kg)	Working Radius (m)	Total Rated Load (kg)	Working Radius (m)	Total Rated Load (kg)
2.6	3830	3.28	3030	4.0	2230	5.0	1130
3.28	3030	4.0	2480	4.5	1830	5.5	980
4.0	2580	5.0	1980	5.0	1630	6.0	880
5.0	1680	6.0	1660	6.0	1180	7.0	730
6.0	1180	7.0	880	7.0	830	8.0	530
7.0	930	8.0	730	8.0	680	9.0	450
7.25	780	9.0	580	9.0	550	10.0	420
		10.2	400	10.0	430	11.0	370
				11.0	380	12.0	330
				12.0	350	13.0	280
				13.09	310	14.0	240
						15.0	190
						16.0	150

## FLY JIB LOAD CHART

### LOAD CHART

Boom Angle (Degrees)	Total Rated Load (kg)
76	520
72	520
69	420
66	320

### LOAD CHART

Boom Angle (Degrees)	Total Rated Load (kg)
63	250
60	220
55	170

The total rated load charts are based on the actual working radius including boom



COUNT ON US

1800 440 550 | [prestonhire.com.au](http://prestonhire.com.au)



# SPECIALISED EQUIPMENT HIRE SOLUTIONS

## Branch Locations

### NSW/ACT

25-39 Chadderton Street,  
Cabramatta NSW 2166  
nswsales@prestonhire.com.au

### NSW

56 Sandringham Place,  
Thornton, NSW, 2322  
nswsales@prestonhire.com.au

### QLD

83 Parramatta Road,  
Underwood, QLD 4119  
qldsales@prestonhire.com.au

### VIC/TAS

38 Sunline Dr,  
Truganina, VIC 3029  
vicsales@prestonhire.com.au

### WA/NT

Unit 2,8 Hunt Street,  
Malaga, WA 6090  
wasales@prestonhire.com.au

### SA

102 Cormack Road,  
Wingfield, SA 5013  
sasales@prestonhire.com.au

*\*Preston Hire available across Oceania*



COUNT ON US

1800 440 550 | [prestonhire.com.au](http://prestonhire.com.au)